

hyclick dispenser-system

1. Mounting

The mounting measurements for the hyclick liquid dispenser can be seen Fig. I. Use the dispenser's wall bracket as a drilling template (drillings fit the schülke sm1, sm2 and KH-dispenser).

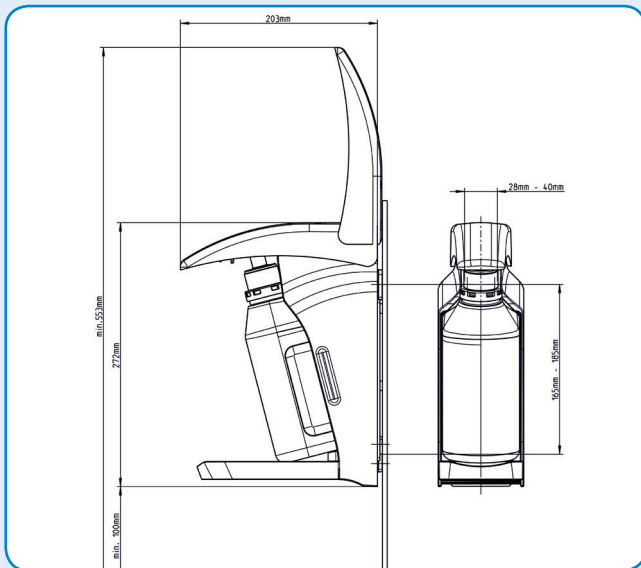


Fig. I - Mounting measurements

2. Bottle Sizes

The hyclick liquid dispenser is suitable for 1.000 ml schülke bottles with mounted hyclick pump.

If 500 ml schülke hyclick bottles are used, the drip plate needs to be removed and the 500 ml adapter for the hyclick dispenser system needs to be installed by inserting it from front-bottom (Fig. II). The drip plate can now be installed.

Bottles from other manufacturers have not been tested on compatibility with the system.

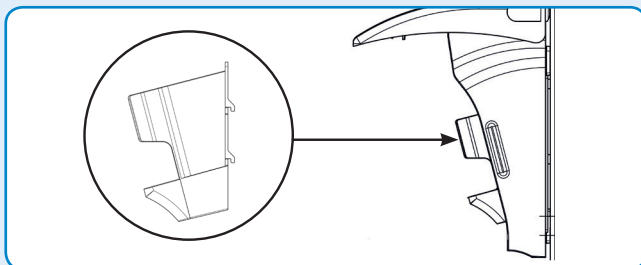


Fig. II - Montage 500 ml Adapter

3. Installing and Removing Bottles

a. To insert the bottle fold up the lever and push the bottle with schülke hyclick pump from the front into the hyclick liquid dispenser, so the bottle clicks into the right and left vaulting of the dispenser. The pump outlet must be precisely aligned to the front.

b. Now the arm lever can be folded down and the dispenser is ready for operation.

To remove the bottle fold up the lever, pull the bottle forward and release it from the ratchet.

4. Installing Drip Plate

To install the drip tray press slightly with two fingers the two hooks (Fig. III) and insert the drip plate from below into the dispenser. If the 500 ml adapter needs to be installed, the drip plate must be installed after inserting the adapter.

To remove the drip tray press slightly with two fingers the two hooks (Fig. III) and pull it gently forwards upwards from the front end (Fig. IV).

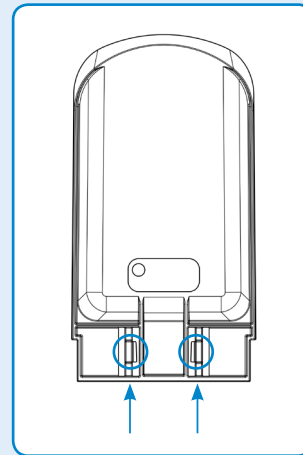


Fig. III - Mounting Drip Plate

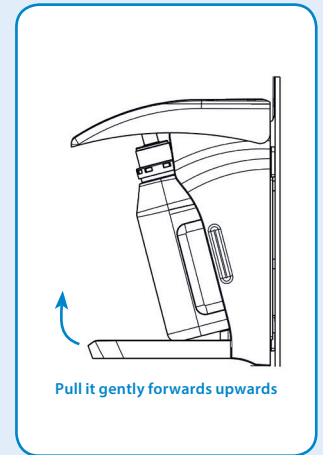


Fig. IV

5. Dispensing Quantity

The dispensing volume of the pump can be adjusted to a 1.5 ml or 3 ml dosage.

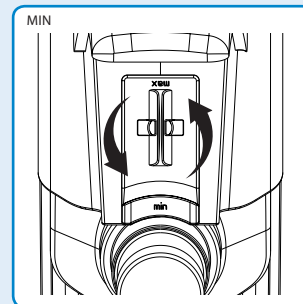
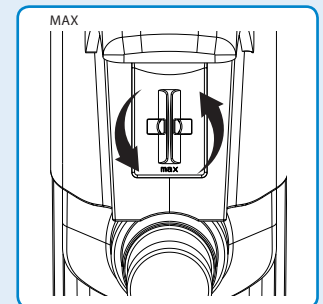


Fig. V - Dispensing Quantity Setting



6. Care and Maintenance

The hyclick dispenser requires no maintenance. Wipe down the hyclick dispenser regularly with a soft disinfection wipe (e.g. mikrozid® universal wipes).

You can find more information
about the product on
www.hyclick.com

