



Picus[®] 2

Electronic Pipette

Simplifying Progress

SARTORIUS

Picus® 2

Make It Yours

Picus® 2 pipettes offer reliable performance while being kind to your hand. The unmatched ergonomic design reduces strain while ensuring reproducible pipetting results. Save time in the lab with easily accessible pipetting modes and customizable programs for popular applications. It is intuitive to use (like a mechanical pipette) but offers advanced options for experienced users, meaning anyone from an intern to an expert can use Picus® 2. Just pick it up, switch it on and start pipetting!

Picus® 2 is available in single-channel models, covering a volume range of 0.2 µL to 10,000 µL, and in multichannel models from 0.2 µL to 1,200 µL.



Achieve reliable results

The precise electronic pipetting system of Picus® 2 pipettes enable reproducible pipetting results for every user. The built-in plate tracker increases reliability in microwell plate dispensing. Repeated blowout function ensures recovery of even the last drops of your sample. A calibration adjustment feature enables maximal accuracy even with difficult liquids.

Be kind to your hand

Achieve truly effortless pipetting thanks to the uniquely lightweight (only 100 grams) and streamlined design of Picus® 2. The conveniently located soft-touch operating button and electronic tip ejection reduce muscle strain for left- and right-handed users. Comfortable handle design and finger hook let the Picus® 2 pipette rest lightly in your hand.

Connect for the future

The Sartorius pipetting mobile app is your handy companion for sample preparation workflows and pipette management. To stay up to date, use the Pipetting app to update your Picus® 2 pipettes with the latest features. Open connectivity enables you to integrate Picus® 2 into of an existing system.

Speed up your work

Speed up repetitive, serial dispensing tasks and reduce the risk of manual error by using the multiple pipetting modes. Save valuable time and remove the guesswork with intuitive volume setting and menu navigation using the unique adjustment wheel.



Adjustment wheel enables extremely fast volume setting and easy menu navigation



Ergonomic one-handed operation that suits left- and right-handed users



Microwell Plate Tracker - keep track of the next well on a 96- or 384-well plate for accurate pipetting



Large easy-to-read display - beautiful multi-color display shows all information pertaining to your active pipetting step



Language options - select from a range of language choices



Electronic tip ejection - electronic system effortlessly removes tips to protect your hand from unnecessary strain



Optiload for Perfect Tip Sealing - load tips with an equal constant force to every channel

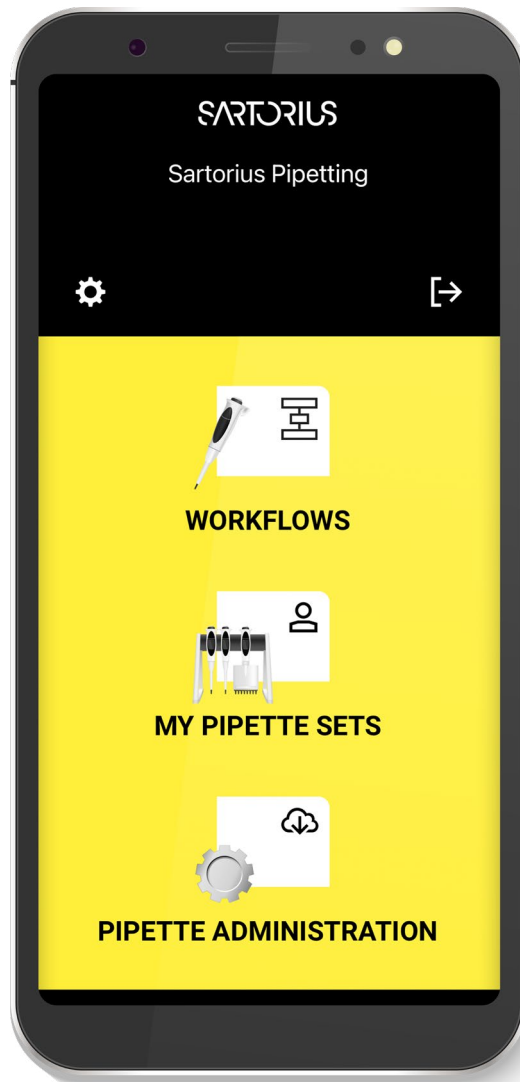


Sartorius Pipetting App


A must-have for all Picus® 2 pipette users, the Sartorius Pipetting app is your handy companion for sample preparation workflows and pipette management. To stay up to date, use the Pipetting app to update your Picus® 2 pipettes with the latest features. Whether you are a seasoned scientist or a novice in the field, this app offers accuracy and reproducibility for your liquid handling workflows.

The app features an ever-growing database of configurable protocols that can be adapted according to your specific application. The app provides step-by-step guidance for various workflows, and when used with Picus® 2 pipettes, it automatically selects the correct settings. Complete your workflow using Picus® 2 pipettes, other electronic pipettes, or any mechanical pipette and export the logfile for your records.

Visit www.sartorius.com for updated list of workflows.

















Download the App:



Open connectivity

Do you already have a lab operating system? You can integrate Picus® 2 pipettes to an existing system thanks to open connectivity, send commands to a pipette and receive back pipetting data. For more details, contact your Sartorius representative.

Ordering Information: Picus® 2

Picus® 2 Order Codes	Channels	Volume Range (µl)	Safe-Cone Standard	Filters Plus	Optifit Tips (µl)	SafetySpace Filter Tips (µl)
LH-747021	1 	0.2-10	-	-	10	10
LH-747041	1 	5-120	721008	721018	200	120
LH-747061	1 	10-300	721007	721017	350	300
LH-747081	1 	50-1,000	721006	721016	1,000	1,000
LH-747101	1 	100-5,000	721005	721015	5,000	5,000
LH-747111	1 	500-10,000	721005	721015	10,000	-
LH-747321	8 	0.2-10	-	-	10	10
LH-747341	8 	5-120	721008	721018	200	120
LH-747361	8 	10-300	721007	721017	350	300
LH-747391	8 	50-1,200	721006	721016	1,200	1,200
LH-747421	12 	0.2-10	-	-	10	10
LH-747441	12 	5-120	721008	721018	200	120
LH-747461	12 	10-300	721007	721017	350	300
LH-747491	12 	50-1,200	721006	721016	1,200	1,200

Pipette Stands and Charging Options

Order Code	Name
LH-735001	USB charging adapter
730981	Charging stand for 1 Picus® pipette
730991	Charging carousel for 4 Picus® pipettes
725620	Linear Stand (non-charging)

Germany

Sartorius Lab Instruments
 GmbH & Co. KG
 Otto-Brenner-Strasse 20
 37079 Goettingen
 Phone +49 551 308 0

USA

Sartorius Corporation
 565 Johnson Avenue
 Bohemia, NY 11716
 Phone +1 631 254 4249
 Toll-free +1 800 368 7178

Finland & Baltics

Sartorius
 Biohit Liquid Handling Oy
 Laippatie 1
 00880 Helsinki
 Phone +358 9 755 951

 For further information, visit
www.sartorius.com

Specifications subject to change without notice.

© 2023 All rights reserved. All names of Sartorius products are registered trademarks and the property of Sartorius AG and/or one of its affiliated companies.

Electronic-Pipetting-System-Picus-2-Brochure-en-Sartorius.

Status: 11 | 2023